

# Genesis

## Family Worship Guide

### PREVIEW

#### What's Inside...

Instructions	2
Listening Guides	3
Introduction to Genesis	8
Abraham Family Tree Worksheet	9
Family Worship Guides	10
Word Find Activity	16
People Group Focus Sheet	16
Getting Started with Family Devotions	17







**God Centered Family**

# Instructions

## Before You Get Started:

- 1. Print out a Listening Guide worksheet for each child** (pages 5–9).  
These worksheets help children of all ages become ACTIVE listeners during family worship. The goal is to help children see that the Bible is something to hear, believe, and enjoy — not just something to sit through.  
*Note: Each of these worksheets have an age range at the top. This is really just a rough guideline. Choose the worksheet that you think best fits your child's reading level.*
- 2. Print out the People Group Focus Sheet** (page 10)  
Each of our family devotionals encourages you and your kids to pray for a specific unreached people group — a culture with little or no access to the gospel.  
  
You can post this sheet in your home, or pass it around to your children during family worship to help them learn about missions and God's love for the world.
- 3. Read the Introduction for Parents** (page 3–4).  
Because the Bible isn't just for your kids — it's for YOU too! We hope that our family devotionals will help you grow your knowledge and love for God's Word.

## During Family Worship:

 <b>Before Reading</b> Today we're going to read God's warning that he is coming to punish the Israelites for their sin. <b>As we read</b> , try to find out if Micah is happy or sad about this coming judgement.	<b>Read these instructions out loud.</b> They'll help your children listen carefully as you read.
<b>Read Micah 1</b>	<b>Read this passage.</b> You'll typically read 15–30 verses of Scripture.
 <b>Ask</b> <ul style="list-style-type: none"><li>▶ Who wrote this book?</li><li>▶ Micah 1 describes big destruction in Israel. Who is destroying? Who is being destroyed?</li><li>▶ This judgement is God's right response to sin. What does this tell us about what God is like? What does this tell us about God's view of sin?</li></ul>	<b>Ask these questions.</b> The questions typically move up from basic comprehension ("What did we just read?") to application. It may be best to start with your youngest child and work your way up by age.
 <b>Pray</b> <ul style="list-style-type: none"><li>▶ <b>For Your Family:</b> Pray for the just God to show your family their sin and destroy their idols (1:7).</li><li>▶ <b>For Your Church:</b> Pray for your church to boldly proclaim this news of coming judgement to the world.</li><li>▶ <b>For the Nations:</b> Pray for the Ngada of Indonesia, that missionaries would tell how they can escape God's coming judgement.</li></ul>	<b>Pray together.</b> Each day, we will give you three things to pray for, based on the passage.  You can pray, or one or more of your kids can pray too.
 <b>Sing</b> Suggested Hymn for the Week: "Stricken, Smitten, and Afflicted" or "Jesus is Lord" by Keith and Kristyn Getty	<b>Sing</b> because God is worthy of praise. Choose one song for each week, so you can learn and reflect on the words.

We'll always suggest one old hymn and one modern song.

# Genesis Listening Guide

## Ages 2–3

*Parents, each day before reading the Bible passage, instruct your toddler to listen for the Key Word:*

*“Listen for the word \_\_\_\_\_.”*

- ▶ Genesis 1:1–2:3 — Good
- ▶ Genesis 2:4–25 — Man
- ▶ Genesis 3:1–7 — Eat
- ▶ Genesis 3:8–24 — Cursed
- ▶ Genesis 4 — Cain
- ▶ Genesis 5 — Fathered
- ▶ Genesis 6–7 — Ark
- ▶ Genesis 8 — Water
- ▶ Genesis 9 — Covenant
- ▶ Genesis 10 — Sons
- ▶ Genesis 11 — Scattered
- ▶ Genesis 12 — Abram
- ▶ Genesis 13 — Land
- ▶ Genesis 14 — King
- ▶ Genesis 15 — Offspring
- ▶ Genesis 16 — Sarai
- ▶ Genesis 17 — Covenant
- ▶ Genesis 18 — Abraham
- ▶ Genesis 19:1–29 — Angels
- ▶ Genesis 19:30–20:18 — Sarah
- ▶ Genesis 21 — Isaac
- ▶ Genesis 22 — Offering
- ▶ Genesis 23 — Bury
- ▶ Genesis 24:1–30 — Kindness
- ▶ Genesis 24:31–67 — Rebekah
- ▶ Genesis 25 — Esau
- ▶ Genesis 26:1–22 — Abimelech
- ▶ Genesis 26:23–35 — Daughter
- ▶ Genesis 27:1–29 — Blessed
- ▶ Genesis 27:30–46 — Father
- ▶ Genesis 28 — Jacob
- ▶ Genesis 29:1–30 — Rachel
- ▶ Genesis 29:31–30:24 — Leah
- ▶ Genesis 30:25–43 — Conceived
- ▶ Genesis 31:1–35 — Sheep
- ▶ Genesis 31:36–55 — Laban
- ▶ Genesis 32 — Ahead
- ▶ Genesis 33 — Children
- ▶ Genesis 34 — Daughter
- ▶ Genesis 35 — Bethel
- ▶ Genesis 36 — Sons
- ▶ Genesis 37 — Joseph
- ▶ Genesis 38 — Judah
- ▶ Genesis 39 — Household
- ▶ Genesis 40 — Cupbearer
- ▶ Genesis 41:1–36 — Pharaoh
- ▶ Genesis 41:37–57 — Famine
- ▶ Genesis 42 — Youngest
- ▶ Genesis 43 — Silver
- ▶ Genesis 44 — Father
- ▶ Genesis 45 — Egypt
- ▶ Genesis 46 — Israel
- ▶ Genesis 47 — Land
- ▶ Genesis 48 — Sons
- ▶ Genesis 49 — Blessings
- ▶ Genesis 50 — Joseph

## Toddler Bible Reading Questions

*Parents, ask your child these questions every day before reading the Bible passage.*

*As you repeat them, your children will learn the answers.*

- ▶ **What book of the Bible are we reading today?**
- ▶ **Is it in the Old Testament or the New Testament?**
- ▶ **Who wrote Genesis?** (Moses)
- ▶ **Genesis is one of the five books of the Torah. Can you name all five?** (Genesis, Exodus, Leviticus, Numbers, Deuteronomy)

# Genesis Listening Guide

Ages 4-5

*Each day, listen for these words in the Bible and make a tally mark every time you hear them.*

<b>God</b>	
<b>Generations</b>	
<b>Earth</b>	
<b>Abraham</b>	
<b>Egypt</b>	

# Genesis Listening Guide

Ages 6–11

*Each day, listen for these words or quotes as we read the Bible.  
When you hear one of these events, you can mark it off.  
Let's see if you can fill your card!*

<b>B</b>	<b>I</b>	<b>N</b>	<b>G</b>	<b>O</b>
<b>"All the peoples on earth will be blessed through you."</b>	<b>God changes someone's name.</b>	<b>Angels</b>	<b>"What you meant for evil, God meant for good."</b>	<b>Joseph</b>
<b>Abraham</b>	<b>Someone has a dream.</b>	<b>Sarah</b>	<b>A bowl of stew</b>	<b>Cain and Abel</b>
<b>"God himself will provide, the lamb."</b>	<b>Garden</b>	<b><i>FREE SPACE</i></b>	<b>Someone has a baby.</b>	<b>Bethel</b>
<b>Noah builds an ark.</b>	<b>Circumcision</b>	<b>Isaac</b>	<b>"God created the heavens and the earth"</b>	<b>Abraham's nephew</b>
<b>Brothers fight</b>	<b>God confuses people's languages</b>	<b>Camel</b>	<b>Jacob wrestles with God.</b>	<b>A battle</b>

# Genesis Listening Guide

Ages 12+

## Instructions

- Each day, follow along in your Bible and listen for these events.
- When you get to one of these passages, write down the verse.
- Read that passage again on your own after family worship and write down what it teaches us about God.

Event	Where in Genesis?	What Does This Teach Us About God?
<i>Example: God creates all things.</i>	<i>Genesis 1-2</i>	<i>God is powerful.</i>
God floods the world.		
God makes a promise to Abraham.		
God takes care of Hagar.		
God destroys Sodom and Gomorrah.		
Abraham almost sacrifices Isaac.		
Isaac blesses Jacob.		
Jacob wrestles with God.		
Joseph is rescued from prison.		
Joseph forgives his brothers.		

# An Introduction to Genesis

## For Parents

The name “Genesis” means “origin,” and this book tells the origin of all the earth. It tells the stunning story of how God created all things for his glory and launched a plan to save people from all nations through the family of Abraham.

### Who Wrote the Book?

Moses, the leader who brought God’s people out of slavery in Egypt, is the author of the first five books of the Bible (Number 33:1–2; Deuteronomy 31:9–11; John 5:45–47).

### When Did These Events Take Place?

Moses’ five books (also called the Torah or the Pentateuch) were written right before Israel entered the Promised Land (1406 BC) in order to remind Israel of their roots and the God who saved them.

The events of Genesis span many centuries:

- ▶ Creation
- ▶ 2,000 BC — Abraham is called (Genesis 12)
- ▶ 1,800 BC — God’s people come to Egypt (Genesis 47)

### Structure of Genesis

Understanding the overall structure of a book can help us understand how all the passages fit together (and what they mean.) There are two major sections. The phrase “these are the generations of” occurs ten times in Genesis (five times in each section), functioning as headings of subsections.

- ▶ Genesis 1–11 — Primeval History (Primeval = “First Age”)
  - ▶ A broad story about the history of the whole world and all of humanity. God creates all things good and then launches a plan of redemption when sin makes all things bad.
- ▶ Genesis 12–50 — Patriarchal History (Patriarchal = “Fathers”)
  - ▶ A narrow story about God’s chosen people, the family of Abraham, told through the lens of a succession of “patriarchs” (leading fathers).

### Key Themes in Genesis

- ▶ **Creation** — God created everything for his glory. If you want to understand the world, start with Genesis.
- ▶ **Sin** — Adam’s sin in Genesis 3 has cosmic consequences — all of creation is cursed. If you want to understand the reason bad things happen, start with Genesis.
- ▶ **Salvation** — God, in infinite grace, promises that a Son of Adam would come from Abraham’s family line to defeat the serpent (3:15) and bless all nations (12:3). If you want to understand God’s grace, start with Genesis.
- ▶ **Foundations** — The rest of the Old Testament tells the story of Israel, the family of Abraham. Genesis tells the origin story of this family, explaining why they’re so important. If you want to understand the Old Testament, start with Genesis.

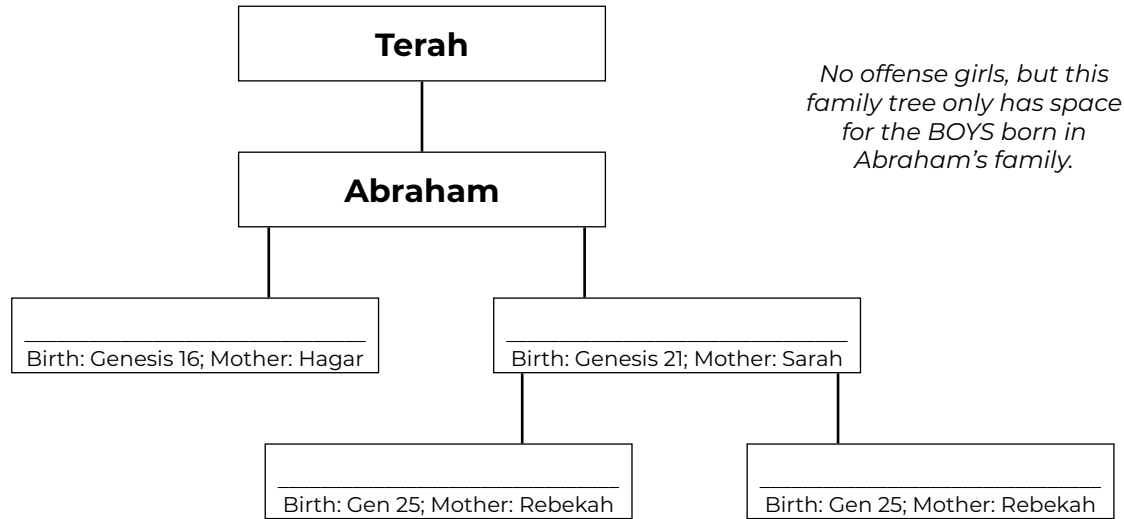
### Why Read Genesis to Your Kids?

**Form a Biblical Worldview** — Our hearts are captivated by stories, and today there are a lot of stories about where the world comes from, what it all means, and how to tell right from wrong. Equip your children to stand firm by steeping them in the truth of God’s story. Genesis explains that God created the world for his glory, so he gets to declare right from wrong.

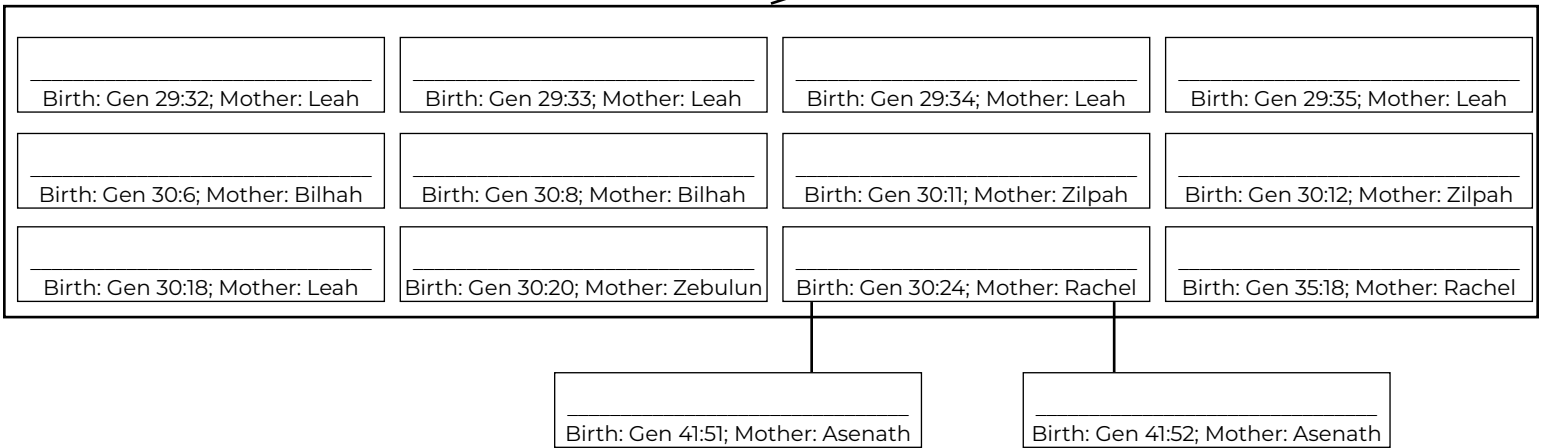


# Abraham's Family Tree

Fill in the Blanks as You Read Genesis



*No offense girls, but this family tree only has space for the BOYS born in Abraham's family.*



# Week 1

## **GENESIS 1–7**

Suggested Songs for This Week:

*“For the Beauty of the Earth”*

*“Magnificent, Marvelous, Matchless Love” by  
Matt Boswell and Matt Papa*

### **BEFORE YOU GET STARTED:**

Print out a listening guide worksheet  
for each child (see pages 6–10).

# Day 1

**STOP: Before getting started, make sure every child has a listening guide worksheet printed out.** (See pages 6–10)



## Before Reading

Today we're going to read about God creating everything. **As we read**, listen for what God created.

**Read** Genesis 1:1–2:3



## Ask

- ▶ What are some of the things God created in this chapter?
- ▶ This chapter uses the same pattern over and over again "God said... and it was so." How did God create everything? (Hint: Did he have to fight with creation? Did he use supplies or materials like paint or bricks?)
- ▶ God created everything with nothing but his powerful word. What does this show us about God?

## The Jesus Connection (Read Out Loud)

Genesis 1 tells us that God created the world through his word: he spoke and everything came to be. The New Testament calls Jesus the Word of God and says that "All things were created through him" (John 1:3). Jesus, the Son of God, was at work creating all things. Even though we've sinned against him, the Creator stepped into creation to save us from our sin.



## Pray

- ▶ **For Your Family:** Pray that your kids would really believe in God, the creator of everything.
- ▶ **For Your Church:** God created everything with his Word. Pray that your pastors would trust the power of God's Word as they teach it.
- ▶ **For the Nations:** Pray that Bible translators would bring God's Word to the Adyghe of Turkey,\* so they can hear and believe.



## Sing

# Day 2



## Before Reading

Today we're going to read about when God created the first people. **As we read**, listen for what God said was "not good."

**Read** Genesis 2:4–25



## Ask

- ▶ What did God say was not good? (See 2:18)
- ▶ It was not good for the man to be alone, so God "made a helper corresponding to him." What helper did God make for the man?
- ▶ This is the first marriage in the world, when a man and woman become one new family together. Who created marriage?
- ▶ Why is it important to remember that God created marriage?

## The Jesus Connection

The garden paradise that God created for Adam and Eve was incredible — they had everything they would ever need and everything they might ever want. Because of sin, we can't live in this garden paradise anymore, but one day Jesus will come back to bring his people into a new world that he will create, which will be a NEW garden paradise, even including "the tree of life" like the first garden (Revelation 22:2).



## Pray

- ▶ **For Your Family:** Pray that your kids would embrace the truth about marriage in the face of cultural pressures.
- ▶ **For Your Church:** Pray for 1–2 married couples in your church, that God would protect their marriages.
- ▶ **For the Nations:** Pray for the Adyghe of Turkey, that they would know the one true God who has made all things, including marriage, for his glory.



## Sing

*\*For more information on the Adyghe of Turkey, see the People Group Focus sheet on page 17 of this packet.*

## Day 3



### Before Reading

Today we're going to read about the first man and woman sinning against God. **As we read**, listen for what the serpent told the woman to do.

**Read** Genesis 3:1–13



### Ask

- ▶ What did the serpent tell the woman to do? Did she listen to the serpent or obey God?
- ▶ Read 3:8 again. What did the man and woman do when God was coming?
- ▶ When Adam and Eve sinned, they had to hide from God. Why does sin ruin our relationship with God?

### The Jesus Connection

The snake snuck into the garden and tempted Adam and Eve to disobey God. This serpent is the devil — a real spiritual enemy who hates God and wants to destroy God's people. In this reading, he promised Adam and Eve that things would go better if they disobeyed God. In the New Testament, he came to Jesus with the same message: things will go better if you disobey God (Matthew 4:1–11, Luke 4:1–13). Unlike Adam, Jesus didn't believe the devil's lies — he followed God, even to the end. Jesus obeyed where we have failed and that's why he's able to save us.



### Pray

- ▶ **For Your Family:** Pray that your kids would understand their own sin and find forgiveness in Christ.
- ▶ **For Your Church:** Pray that your church would take sin seriously and help one another walk in holiness.
- ▶ **For the Nations:** Pray that missionaries would go to the Adyghe of Turkey and warn them about sin and God's plan to make everything right again.



### Sing

## Day 4



### Before Reading

Today we're going to read about God punishing the man and the woman for their sin. **As we read**, listen for where God sent the man and the woman after they sinned.

**Read** Genesis 3:14–24



### Ask

- ▶ Where did God send the man and woman after they sinned?
- ▶ God punished the man and woman by cursing all of creation — everything became broken because of sin. God cursed the woman by making childbirth painful; he cursed the man by making work hard. What does this tell us about sin?
- ▶ Sin has broken everything in this world. Can you think of any examples of something broken in this world? Why is it good news that Jesus is coming to make everything right again?

### The Jesus Connection

In this reading, God promised that, one day, a child of the woman would crush the serpent's head forever (3:15). The serpent is the devil and Jesus is the great son of Adam who would crush Satan forever. When Jesus died on the cross, Satan was defeated once and for all. When Jesus comes back, Satan will be thrown into hell to be crushed forever (Revelation 19:17–21).



### Pray

- ▶ **For Your Family:** Pray that your kids would look to Jesus to save them from sin and make everything right again.
- ▶ **For Your Church:** Pray that your whole church would believe that only Jesus can save this world, not any other cause or group.
- ▶ **For the Nations:** Pray that the Adyghe of Turkey would hear the good news that Jesus came to make everything right again.



### Sing

## Day 5



### Before Reading

Today we're going to read about Adam and Eve's children.. **As we read**, listen for why Cain was angry with Abel.

**Read** Genesis 4



### Ask

- ▶ Why was Cain angry with Abel? What did he do next?
- ▶ Read 4:7 again. What does this verse say about sin?
- ▶ God warned Cain that sin wanted to rule over him and control his life. Ever since Adam and Eve were sent out of the Garden, everyone has been controlled by sin — we can't do the right thing and love God on our own. How does this show us our need for a Savior?

### The Jesus Connection

When God came to Cain after he killed Abel, God said Abel's blood was "crying to [God] from the ground" (4:10). Abel's blood was almost speaking; it was evidence that Cain is guilty, should be cursed, and would be doomed forever. The New Testament says that Jesus' blood speaks too and it "says better things than the blood of Abel" (Hebrews 12:24). Abel's blood says "Cain is guilty, cursed, and doomed." Jesus' blood says "You are forgiven, blessed, and certainly saved forever."



### Pray

- ▶ **For Your Family:** Pray that your kids would understand that their sin is powerful, so that they would run to Christ for salvation.
- ▶ **For Your Church:** Pray for 1–2 people in your church, that God would give them victory from sin.
- ▶ **For the Nations:** Pray for the Adyghe of Turkey, that Jesus would set them free from sin.



### Sing

## Day 6



### Before Reading

Today we're going to read about the generations that came after Adam and Eve. **As we read**, listen to find out who Lamech's son was.

**Read** Genesis 5



### Ask

- ▶ Who was Lamech's son? (See 5:28–29) What do you know about Noah?
- ▶ Read 1:29 again. What was Lamech hoping Noah would do?
- ▶ Remember back in Genesis 3, when God promised that one of Eve's grandchildren would crush Satan forever and end the curse of sin on the world. Lamech was hoping that his son, Noah, would be that savior. Who is the great Savior who came to make everything right?

### The Jesus Connection

Lamech was hoping that Noah might finally be the one to save everyone from "the agonizing labor of our hands, caused by the ground the LORD has cursed" (Genesis 1:29). We live in a world that is completely broken by sin, and life here can be very hard. Noah couldn't save Lamech, but Jesus can save us. One day he is coming back to make a new world that won't be cursed by sin anymore. If we trust in him, we can look forward to that day when we'll finally rest forever.



### Pray

- ▶ **For Your Family:** Pray that your kids would eagerly look forward to the day when Jesus will make everything new.
- ▶ **For Your Church:** Pray that your church would set their hope in Jesus and not any other plan to "fix" the world.
- ▶ **For the Nations:** Pray that the Adyghe of Turkey would hear that the Son of Eve, the Savior, has come.



### Sing

# Day 7



## Before Reading

Today we're going to read about what happened to Noah. **As we read**, listen for what God promised to bring over the whole earth.

**Read** Genesis 6–7



## Ask

- ▶ What did God promise to bring over the whole earth?
- ▶ Read 6:13 again. Why did God destroy all humans in a flood?
- ▶ What does this tell us about the cost of sin?
- ▶ God saved Noah from the flood. What does this tell us about God?

## The Jesus Connection

Just as the world was plunged under the water in Noah's day as a judgment for sin, Jesus also experienced the full flood of God's judgment when he died on the cross. Today, Christians are plunged under water in baptism (and the New Testament compares baptism to the flood in Noah's day in 1 Peter 3:21) as a picture of dying with Jesus (he died in our place) and being saved from the flood through him (we come out of the water like Jesus came out of the grave).



## Pray

- ▶ **For Your Family:** Pray that your kids would understand that sin has consequences.
- ▶ **For Your Church:** Pray that your pastors would have wisdom and boldness to warn the church about the coming punishment for sin.
- ▶ **For the Nations:** Pray that the Adyghe of Turkey would realize that they deserve to be wiped out in a flood, but that God is full of mercy.



## Sing

## Bonus Weekend Activity

Print out a copy of the Genesis Word Find (see next page) for everyone in your family. As your kids find the words, talk about what each one means.

# Genesis Word Search

A I E D M L A S T M N I L S G O F H K S L B J F E A S E M  
L F A E B L E S S I N G S H O C E T L N I T N U J M K H L  
I U H L I K D M L J S O H G B A R L O C S F A P O B M N J  
T F G E S N I O B E G Y P T G I B U T N A F L S S I F L B  
F E L L K P R J S J G D D D H D C H P N A G D O P D L C P  
S G A A J O S E P H K S U R R N M T E I C E E D E U A A O  
G D J C G E C T P H G R S R U A I L P E D P C J G R N O T  
O R T A M D C A J N R D D N K N O A H L T I D A I T D U M  
N F K J A I R H N C G M E A I E E B D I K U G C C P K B J  
E F R K L S E H F B K P R T O J H M R L J P K R I J B F M  
S H I E C C A H G F H A P C L C U S D R H K J O M T I T T  
N H L F E G T T G D O M L R S S A R A H J M A I D L K O S  
A S A O E F I S K F I R O F O F S S J I B J C L F R A G K  
H F K K C N O D J J J U G D S M A B E F H E O K R P T F B  
B H J L T C N G S B U S S C G C I J G T O T B C U B F C R  
D B O H F M P F C A I I D J P S A S K K C I L M L M K A K  
G N R P L C J J R T L N S G M D T F E I N S T S M U G B L  
R H E J U D A H P O J A K G U C L R K S P E C D F H N F C  
C P S T B R D J K J G L K I A F F D S N E J F L M C U R E  
A O S G G N P T D O R L P H O N N K G A B R A H A M T F H

**Find each of these words in the Word Search...**

- ▶ Creation
- ▶ Noah
- ▶ Abraham
- ▶ Promises
- ▶ Land
- ▶ Blessing
- ▶ Sarah
- ▶ Isaac
- ▶ Jacob
- ▶ Joseph
- ▶ Judah
- ▶ Egypt

# People Group Focus

## Pray for the Adyghe of Turkey



### Fast Facts About the Adyghe:

- ▶ Pronounced: AH-dee-gay
- ▶ Population: 359,000
- ▶ Religion: Islam
- ▶ Adyghe culture is very old, even predating ancient Greek myths.
- ▶ The Adyghe are spread throughout the Middle East and Russia. There are 100 Adyghe Christians in the world, but none in Turkey.
- ▶ The entire New Testament (and some of the Old) has been translated into Adyghe.

### Learn More About the Adyghe:

- ▶ [Joshua Project](#)
- ▶ [A video of the Adyghe Language](#)

### Praying for the Adyghe:

- ▶ Pray that the few Adyghe believers would go to the Adyghe of Turkey as missionaries.
- ▶ Pray that the Bible translators would be faithful and that their work would be completed soon.
- ▶ Pray that God would send missionaries who will bring the good news of Christ's resurrection to the Adyghe.


**“All the *nations* of the earth will be blessed through Abraham.”**

**Genesis 18:18**



# 6

# KEYS TO (ACTUALLY) MAKE FAMILY DEVOTIONS A DAILY HABIT



## 1. KEEP IT SIMPLE

If family devotions have a lot of extra elements, they will be too difficult to plan and too long to practice every day.

Stick to the four basic elements:



Read the Bible



Ask Questions



Pray



Sing




## 2. PRIORITIZE IT

Make the commitment that you WILL have family devotions, even if it interrupts other things.

Here are 5 reasons to read the Bible to your kids every day:

1. Because the Bible reveals God to us. If you want your child to believe the truth about God, read his Word to them.
2. Because kids learn through habits. When family devotions are a daily rhythm in your household, your children will know that God is the center of your household.
3. Because the Bible is long. It will take a lifetime to master this Book, so let's get them started early.
4. Because it will train them to listen. How will your kids learn to listen to the Bible if you never teach them?
5. Because childhood habits can follow us through our whole lives. Let's give our kids a daily habit of Bible reading that they will take with them when they leave our home.




## 3. HABIT STACKING

Attach family devotions to a daily habit that your family already has. This makes it harder to forget and easier to do.

Make a list of routines or activities that your family does every day.

Circle ONE that you could attach family devotions to each day (e.g., doing devotions before or after).



## 4. PLAN A ROUTINE

What time of day will you have family devotions? (Don't make this an uphill battle — remember #2)

Where will you have family devotions?

Who will plan family devotions and print listening guides for each kid?

Who will lead family worship? (Read the Bible reading, pray, and pick the song)

Any other details to figure out?



## 5. TRACK YOUR HABITS

Print out the habit tracker on the next page, hang it on your fridge or wall, and keep track of when you have family devotions.

Your kids will love to help you color in the circle for each day.

We don't track habits to get legalistic, but to reward success. Don't break your streak!



## 6. GET A GUIDE

You don't need to plan your family devotions from scratch every day.

Family devotionals from God Centered Family give you everything you need to teach your kids the Bible in ten minutes each day. Learn more at [GodCenteredFamily.org](http://GodCenteredFamily.org)

### Already a Subscriber? Make the most of the materials:

- Make sure each kid has a printed **listening guide worksheet** for the book of the Bible you are reading. These aren't optional add-ons — they are teaching your kids to be active listeners of the Bible.
- Not sure which devotional to use next? See the **Scope and Sequence** page on our website for a suggested reading order.
- Print out the **people group focus sheet** for each book of the Bible and hang it around your house. Help your kids grow their love for all nations.

# Family Devotions Habit Tracker

## SPENDING A YEAR IN THE WORD

JAN	FEB	MAR	APR	MAY	JUN	JUL	AUG	SEP	OCT	NOV	DEC
<input type="checkbox"/> JAN 1	<input type="checkbox"/> FEB 1	<input type="checkbox"/> MAR 1	<input type="checkbox"/> APR 1	<input type="checkbox"/> MAY 1	<input type="checkbox"/> JUN 1	<input type="checkbox"/> JUL 1	<input type="checkbox"/> AUG 1	<input type="checkbox"/> SEP 1	<input type="checkbox"/> OCT 1	<input type="checkbox"/> NOV 1	<input type="checkbox"/> DEC 1
<input type="checkbox"/> JAN 2	<input type="checkbox"/> FEB 2	<input type="checkbox"/> MAR 2	<input type="checkbox"/> APR 2	<input type="checkbox"/> MAY 2	<input type="checkbox"/> JUN 2	<input type="checkbox"/> JUL 2	<input type="checkbox"/> AUG 2	<input type="checkbox"/> SEP 2	<input type="checkbox"/> OCT 2	<input type="checkbox"/> NOV 2	<input type="checkbox"/> DEC 2
<input type="checkbox"/> JAN 3	<input type="checkbox"/> FEB 3	<input type="checkbox"/> MAR 3	<input type="checkbox"/> APR 3	<input type="checkbox"/> MAY 3	<input type="checkbox"/> JUN 3	<input type="checkbox"/> JUL 3	<input type="checkbox"/> AUG 3	<input type="checkbox"/> SEP 3	<input type="checkbox"/> OCT 3	<input type="checkbox"/> NOV 3	<input type="checkbox"/> DEC 3
<input type="checkbox"/> JAN 4	<input type="checkbox"/> FEB 4	<input type="checkbox"/> MAR 4	<input type="checkbox"/> APR 4	<input type="checkbox"/> MAY 4	<input type="checkbox"/> JUN 4	<input type="checkbox"/> JUL 4	<input type="checkbox"/> AUG 4	<input type="checkbox"/> SEP 4	<input type="checkbox"/> OCT 4	<input type="checkbox"/> NOV 4	<input type="checkbox"/> DEC 4
<input type="checkbox"/> JAN 5	<input type="checkbox"/> FEB 5	<input type="checkbox"/> MAR 5	<input type="checkbox"/> APR 5	<input type="checkbox"/> MAY 5	<input type="checkbox"/> JUN 5	<input type="checkbox"/> JUL 5	<input type="checkbox"/> AUG 5	<input type="checkbox"/> SEP 5	<input type="checkbox"/> OCT 5	<input type="checkbox"/> NOV 5	<input type="checkbox"/> DEC 5
<input type="checkbox"/> JAN 6	<input type="checkbox"/> FEB 6	<input type="checkbox"/> MAR 6	<input type="checkbox"/> APR 6	<input type="checkbox"/> MAY 6	<input type="checkbox"/> JUN 6	<input type="checkbox"/> JUL 6	<input type="checkbox"/> AUG 6	<input type="checkbox"/> SEP 6	<input type="checkbox"/> OCT 6	<input type="checkbox"/> NOV 6	<input type="checkbox"/> DEC 6
<input type="checkbox"/> JAN 7	<input type="checkbox"/> FEB 7	<input type="checkbox"/> MAR 7	<input type="checkbox"/> APR 7	<input type="checkbox"/> MAY 7	<input type="checkbox"/> JUN 7	<input type="checkbox"/> JUL 7	<input type="checkbox"/> AUG 7	<input type="checkbox"/> SEP 7	<input type="checkbox"/> OCT 7	<input type="checkbox"/> NOV 7	<input type="checkbox"/> DEC 7
<input type="checkbox"/> JAN 8	<input type="checkbox"/> FEB 8	<input type="checkbox"/> MAR 8	<input type="checkbox"/> APR 8	<input type="checkbox"/> MAY 8	<input type="checkbox"/> JUN 8	<input type="checkbox"/> JUL 8	<input type="checkbox"/> AUG 8	<input type="checkbox"/> SEP 8	<input type="checkbox"/> OCT 8	<input type="checkbox"/> NOV 8	<input type="checkbox"/> DEC 8
<input type="checkbox"/> JAN 9	<input type="checkbox"/> FEB 9	<input type="checkbox"/> MAR 9	<input type="checkbox"/> APR 9	<input type="checkbox"/> MAY 9	<input type="checkbox"/> JUN 9	<input type="checkbox"/> JUL 9	<input type="checkbox"/> AUG 9	<input type="checkbox"/> SEP 9	<input type="checkbox"/> OCT 9	<input type="checkbox"/> NOV 9	<input type="checkbox"/> DEC 9
<input type="checkbox"/> JAN 10	<input type="checkbox"/> FEB 10	<input type="checkbox"/> MAR 10	<input type="checkbox"/> APR 10	<input type="checkbox"/> MAY 10	<input type="checkbox"/> JUN 10	<input type="checkbox"/> JUL 10	<input type="checkbox"/> AUG 10	<input type="checkbox"/> SEP 10	<input type="checkbox"/> OCT 10	<input type="checkbox"/> NOV 10	<input type="checkbox"/> DEC 10
<input type="checkbox"/> JAN 11	<input type="checkbox"/> FEB 11	<input type="checkbox"/> MAR 11	<input type="checkbox"/> APR 11	<input type="checkbox"/> MAY 11	<input type="checkbox"/> JUN 11	<input type="checkbox"/> JUL 11	<input type="checkbox"/> AUG 11	<input type="checkbox"/> SEP 11	<input type="checkbox"/> OCT 11	<input type="checkbox"/> NOV 11	<input type="checkbox"/> DEC 11
<input type="checkbox"/> JAN 12	<input type="checkbox"/> FEB 12	<input type="checkbox"/> MAR 12	<input type="checkbox"/> APR 12	<input type="checkbox"/> MAY 12	<input type="checkbox"/> JUN 12	<input type="checkbox"/> JUL 12	<input type="checkbox"/> AUG 12	<input type="checkbox"/> SEP 12	<input type="checkbox"/> OCT 12	<input type="checkbox"/> NOV 12	<input type="checkbox"/> DEC 12
<input type="checkbox"/> JAN 13	<input type="checkbox"/> FEB 13	<input type="checkbox"/> MAR 13	<input type="checkbox"/> APR 13	<input type="checkbox"/> MAY 13	<input type="checkbox"/> JUN 13	<input type="checkbox"/> JUL 13	<input type="checkbox"/> AUG 13	<input type="checkbox"/> SEP 13	<input type="checkbox"/> OCT 13	<input type="checkbox"/> NOV 13	<input type="checkbox"/> DEC 13
<input type="checkbox"/> JAN 14	<input type="checkbox"/> FEB 14	<input type="checkbox"/> MAR 14	<input type="checkbox"/> APR 14	<input type="checkbox"/> MAY 14	<input type="checkbox"/> JUN 14	<input type="checkbox"/> JUL 14	<input type="checkbox"/> AUG 14	<input type="checkbox"/> SEP 14	<input type="checkbox"/> OCT 14	<input type="checkbox"/> NOV 14	<input type="checkbox"/> DEC 14
<input type="checkbox"/> JAN 15	<input type="checkbox"/> FEB 15	<input type="checkbox"/> MAR 15	<input type="checkbox"/> APR 15	<input type="checkbox"/> MAY 15	<input type="checkbox"/> JUN 15	<input type="checkbox"/> JUL 15	<input type="checkbox"/> AUG 15	<input type="checkbox"/> SEP 15	<input type="checkbox"/> OCT 15	<input type="checkbox"/> NOV 15	<input type="checkbox"/> DEC 15
<input type="checkbox"/> JAN 16	<input type="checkbox"/> FEB 16	<input type="checkbox"/> MAR 16	<input type="checkbox"/> APR 16	<input type="checkbox"/> MAY 16	<input type="checkbox"/> JUN 16	<input type="checkbox"/> JUL 16	<input type="checkbox"/> AUG 16	<input type="checkbox"/> SEP 16	<input type="checkbox"/> OCT 16	<input type="checkbox"/> NOV 16	<input type="checkbox"/> DEC 16
<input type="checkbox"/> JAN 17	<input type="checkbox"/> FEB 17	<input type="checkbox"/> MAR 17	<input type="checkbox"/> APR 17	<input type="checkbox"/> MAY 17	<input type="checkbox"/> JUN 17	<input type="checkbox"/> JUL 17	<input type="checkbox"/> AUG 17	<input type="checkbox"/> SEP 17	<input type="checkbox"/> OCT 17	<input type="checkbox"/> NOV 17	<input type="checkbox"/> DEC 17
<input type="checkbox"/> JAN 18	<input type="checkbox"/> FEB 18	<input type="checkbox"/> MAR 18	<input type="checkbox"/> APR 18	<input type="checkbox"/> MAY 18	<input type="checkbox"/> JUN 18	<input type="checkbox"/> JUL 18	<input type="checkbox"/> AUG 18	<input type="checkbox"/> SEP 18	<input type="checkbox"/> OCT 18	<input type="checkbox"/> NOV 18	<input type="checkbox"/> DEC 18
<input type="checkbox"/> JAN 19	<input type="checkbox"/> FEB 19	<input type="checkbox"/> MAR 19	<input type="checkbox"/> APR 19	<input type="checkbox"/> MAY 19	<input type="checkbox"/> JUN 19	<input type="checkbox"/> JUL 19	<input type="checkbox"/> AUG 19	<input type="checkbox"/> SEP 19	<input type="checkbox"/> OCT 19	<input type="checkbox"/> NOV 19	<input type="checkbox"/> DEC 19
<input type="checkbox"/> JAN 20	<input type="checkbox"/> FEB 20	<input type="checkbox"/> MAR 20	<input type="checkbox"/> APR 20	<input type="checkbox"/> MAY 20	<input type="checkbox"/> JUN 20	<input type="checkbox"/> JUL 20	<input type="checkbox"/> AUG 20	<input type="checkbox"/> SEP 20	<input type="checkbox"/> OCT 20	<input type="checkbox"/> NOV 20	<input type="checkbox"/> DEC 20
<input type="checkbox"/> JAN 21	<input type="checkbox"/> FEB 21	<input type="checkbox"/> MAR 21	<input type="checkbox"/> APR 21	<input type="checkbox"/> MAY 21	<input type="checkbox"/> JUN 21	<input type="checkbox"/> JUL 21	<input type="checkbox"/> AUG 21	<input type="checkbox"/> SEP 21	<input type="checkbox"/> OCT 21	<input type="checkbox"/> NOV 21	<input type="checkbox"/> DEC 21
<input type="checkbox"/> JAN 22	<input type="checkbox"/> FEB 22	<input type="checkbox"/> MAR 22	<input type="checkbox"/> APR 22	<input type="checkbox"/> MAY 22	<input type="checkbox"/> JUN 22	<input type="checkbox"/> JUL 22	<input type="checkbox"/> AUG 22	<input type="checkbox"/> SEP 22	<input type="checkbox"/> OCT 22	<input type="checkbox"/> NOV 22	<input type="checkbox"/> DEC 22
<input type="checkbox"/> JAN 23	<input type="checkbox"/> FEB 23	<input type="checkbox"/> MAR 23	<input type="checkbox"/> APR 23	<input type="checkbox"/> MAY 23	<input type="checkbox"/> JUN 23	<input type="checkbox"/> JUL 23	<input type="checkbox"/> AUG 23	<input type="checkbox"/> SEP 23	<input type="checkbox"/> OCT 23	<input type="checkbox"/> NOV 23	<input type="checkbox"/> DEC 23
<input type="checkbox"/> JAN 24	<input type="checkbox"/> FEB 24	<input type="checkbox"/> MAR 24	<input type="checkbox"/> APR 24	<input type="checkbox"/> MAY 24	<input type="checkbox"/> JUN 24	<input type="checkbox"/> JUL 24	<input type="checkbox"/> AUG 24	<input type="checkbox"/> SEP 24	<input type="checkbox"/> OCT 24	<input type="checkbox"/> NOV 24	<input type="checkbox"/> DEC 24
<input type="checkbox"/> JAN 25	<input type="checkbox"/> FEB 25	<input type="checkbox"/> MAR 25	<input type="checkbox"/> APR 25	<input type="checkbox"/> MAY 25	<input type="checkbox"/> JUN 25	<input type="checkbox"/> JUL 25	<input type="checkbox"/> AUG 25	<input type="checkbox"/> SEP 25	<input type="checkbox"/> OCT 25	<input type="checkbox"/> NOV 25	<input type="checkbox"/> DEC 25
<input type="checkbox"/> JAN 26	<input type="checkbox"/> FEB 26	<input type="checkbox"/> MAR 26	<input type="checkbox"/> APR 26	<input type="checkbox"/> MAY 26	<input type="checkbox"/> JUN 26	<input type="checkbox"/> JUL 26	<input type="checkbox"/> AUG 26	<input type="checkbox"/> SEP 26	<input type="checkbox"/> OCT 26	<input type="checkbox"/> NOV 26	<input type="checkbox"/> DEC 26
<input type="checkbox"/> JAN 27	<input type="checkbox"/> FEB 27	<input type="checkbox"/> MAR 27	<input type="checkbox"/> APR 27	<input type="checkbox"/> MAY 27	<input type="checkbox"/> JUN 27	<input type="checkbox"/> JUL 27	<input type="checkbox"/> AUG 27	<input type="checkbox"/> SEP 27	<input type="checkbox"/> OCT 27	<input type="checkbox"/> NOV 27	<input type="checkbox"/> DEC 27
<input type="checkbox"/> JAN 28	<input type="checkbox"/> FEB 28	<input type="checkbox"/> MAR 28	<input type="checkbox"/> APR 28	<input type="checkbox"/> MAY 28	<input type="checkbox"/> JUN 28	<input type="checkbox"/> JUL 28	<input type="checkbox"/> AUG 28	<input type="checkbox"/> SEP 28	<input type="checkbox"/> OCT 28	<input type="checkbox"/> NOV 28	<input type="checkbox"/> DEC 28
<input type="checkbox"/> JAN 29		<input type="checkbox"/> MAR 29	<input type="checkbox"/> APR 29	<input type="checkbox"/> MAY 29	<input type="checkbox"/> JUN 29	<input type="checkbox"/> JUL 29	<input type="checkbox"/> AUG 29	<input type="checkbox"/> SEP 29	<input type="checkbox"/> OCT 29	<input type="checkbox"/> NOV 29	<input type="checkbox"/> DEC 29
<input type="checkbox"/> JAN 30		<input type="checkbox"/> MAR 30	<input type="checkbox"/> APR 30	<input type="checkbox"/> MAY 30	<input type="checkbox"/> JUN 30	<input type="checkbox"/> JUL 30	<input type="checkbox"/> AUG 30	<input type="checkbox"/> SEP 30	<input type="checkbox"/> OCT 30	<input type="checkbox"/> NOV 30	<input type="checkbox"/> DEC 30
<input type="checkbox"/> JAN 31		<input type="checkbox"/> MAR 31		<input type="checkbox"/> MAY 31		<input type="checkbox"/> JUL 31	<input type="checkbox"/> AUG 31		<input type="checkbox"/> OCT 31		<input type="checkbox"/> DEC 31